

CIVIL HARASSMENT

Civil Law

- Packet A -

Forms Instructions for Your First Civil Harassment Hearing

What you will find in this packet:

- **Interpreter Request (MC-300e&s)**
- **Can a Civil Harassment Restraining Order Help Me? (CH-100-INFO)**
- **Instructions - After Your Application Has Been Signed You Must: (CV-644a-INFO)**

You Can Get Court Forms FREE at: www.cc-courts.org/forms

Superior Court of California, County of Contra Costa

Interpreter Request

If you need an interpreter, please complete the form below and submit it to any Filing Window or courtroom.

Case Number: _____

Case Type:

- | | |
|---|---|
| <input type="checkbox"/> Criminal | <input type="checkbox"/> Small Claims – (\$10,000 or less) |
| <input type="checkbox"/> Traffic | <input type="checkbox"/> Civil - <input type="checkbox"/> \$25,000 <input type="checkbox"/> over \$25,000 |
| <input type="checkbox"/> Civil Harassment | <input type="checkbox"/> Civil – Other _____ |
| <input type="checkbox"/> Conservatorship | <input type="checkbox"/> Family Law |
| <input type="checkbox"/> Proceedings to terminate parental rights | <input type="checkbox"/> Unlawful Detainer |
| <input type="checkbox"/> Dependent Adult Abuse | <input type="checkbox"/> Guardianship |
| <input type="checkbox"/> Juvenile | <input type="checkbox"/> Elder Abuse |

Party Requesting Interpreter: _____

Is interpreter for a witness? Yes No

Phone Number(s) where party can be reached: _____

Date of Hearing: _____ Time of Hearing: _____

Department: _____ Location: Martinez Pittsburg Richmond Walnut Creek

Language Needed: Spanish Mandarin Cantonese Vietnamese

Other: _____

To avoid the risk that your hearing will have to be postponed, please submit this form a minimum of one week in advance.

Current information about this program is available at our website:

www.cc-courts.org/interpreter

Superior Court of California, County of Contra Costa

Solicitud Para Intérprete

Si necesita un intérprete, favor completar este formulario y presentarlo en cualquier ventanilla para archivar documentos o con la secretaria del tribunal.

Número de Caso: _____

Tipo de Caso:

- | | |
|--|--|
| <input type="checkbox"/> Criminal | <input type="checkbox"/> Demanda Civil – (\$10,000 o menos) |
| <input type="checkbox"/> Tráfico | <input type="checkbox"/> Demanda Civil -
<input type="checkbox"/> \$25,000 <input type="checkbox"/> más de \$25,000 |
| <input type="checkbox"/> Acoso Civil | <input type="checkbox"/> Civil – otro tipo _____ |
| <input type="checkbox"/> Conservador | <input type="checkbox"/> Casos de Familia |
| <input type="checkbox"/> Casos para Terminar Derechos de Madre o Padre | <input type="checkbox"/> Juicio de Desalojo |
| <input type="checkbox"/> Abuso de Adultos Incapacitados | <input type="checkbox"/> Tutela |
| <input type="checkbox"/> Tribunal de Menores | <input type="checkbox"/> Abuso de Personas Mayores |

Persona que Necesita Intérprete: _____

Marque aquí si esta persona es un testigo

Número Telefónico: _____

Fecha de la Audiencia Judicial: _____ Hora: _____

Departamento: _____ Ciudad: Martinez Pittsburg Richmond Walnut Creek

Idioma Solicitado: Español Mandarín Cantonés Vietnamita

Otro Idioma: _____

Para evitar la posibilidad que su audiencia sea aplazada, favor the presentar este formulario al menos una semana antes de la fecha de su audiencia.

Información actualizada acerca de este servicio se encuentra en nuestra página web:
www.cc-courts.org/interpreter

These instructions cannot cover all of the questions that may arise in a particular case. If you do not know what to do to protect your rights, you should see a lawyer.

What is a civil harassment restraining order?

It is a court order that helps protect people from harassment.

Can I get a civil harassment restraining order?

You can ask for one if you are worried about your safety because someone:

- Is harassing you
- Is stalking you
- Has committed acts of violence against you, or
- Has threatened you with violence

How will the order help me?

The court can order a person to:

- Not harass or threaten you
- Not contact or go near you, *and*
- Not have a gun

You can also ask for protection for people who live with you and family members.

In a civil harassment case, the court cannot:

- Order a person to move out of your residence
- Order a person to pay child support to you
- Make orders for custody and visitation

If you need these orders, you should proceed under the Domestic Violence Protection Act. File Form DV-100.

The court also cannot:

- Order a person to pay money that he or she owes you
- Order someone to move out of rental property that you own
- Order someone to stop creating a nuisance that doesn't involve harassment

If you need these remedies, you must file a civil action.

How much does it cost?

That depends on the type of harassment. If the restrained person has used or threatened to use violence against you or has stalked you, you do not have to pay a filing fee; otherwise, you must pay the fee.

If you cannot afford to pay the filing fee, ask the clerk how to apply for a fee waiver. Form FW-001 is available for this purpose.

If the order is based on prior acts of violence, a credible threat of violence, or stalking, you are entitled to free service of the order by a sheriff or marshal. Also, if you are eligible for a fee waiver, you can ask the sheriff or marshal to serve the order for free. If you are not eligible for free service, you may pay the sheriff or marshal to serve the order.

What forms do I need to get the order?

You must fill out all of Form CH-100, *Request for Civil Harassment Restraining Orders*, and Form CLETS-001, *Confidential CLETS Information*. If you need attachments, you may use Form MC-025. You must also fill out items 1 and 2 on Form CH-109, *Notice of Court Hearing*, and items 1, 2, and 3 on Form CH-110, *Temporary Restraining Order (CLETS)*.

Where can I get these forms?

You can get the forms from legal publishers or on the Internet at www.courts.ca.gov. You also may be able to find them at your local courthouse or county law library.

What do I need to do to get the order?

You must go to the superior court in the county where the harassment took place or the person to be restrained lives. At the court, ask where you should file your request for a civil harassment restraining order. (A self-help center or legal aid association may be able to assist you in filing your request.)

At the court, give your forms to the clerk of the court. The clerk will give you a hearing date on the *Notice of Court Hearing* form, and if your request for immediate orders is granted, a copy of the *Temporary Restraining Order* signed by a judicial officer.



How soon can I get the order?

If you ask for a temporary restraining order, the court will decide within 24 hours whether or not to make the order. Sometimes the court decides sooner. Ask whether you should wait or come back later to get the signed *Notice of Court Hearing* and *Temporary Restraining Order*.

How long does the order last?

If the court makes a temporary order, it will last until your hearing date. At that time, the court will decide to continue or cancel the order. The order could last for up to three years.

How will the person to be restrained know about the order?

Someone age 18 or older—**not you** or anyone else to be protected by the order—must “serve” (give) the person to be restrained a copy of the order. The server must then fill out Form CH-200, *Proof of Personal Service*, and give it to you to file with the court. For help with service, ask the court clerk for Form CH-200-INFO, What Is “Proof of Personal Service?”.

What if the restrained person does not obey the order?

Call the police. The restrained person can be arrested and charged with a crime.

Do I have to go to court?

Yes. Go to court on the date the clerk gives you.

Do I need to bring a witness to the court hearing?

Witnesses are not required, but it helps to have more proof of the harassment than just your word. You can bring:

- Witnesses
- Written statements from witnesses made under oath
- Photos
- Medical or police reports
- Damaged property
- Threatening letters, e-mails, or telephone messages

The court may or may not let witnesses speak at the hearing. So, if possible, you should bring their written statements under oath to the hearing. (You can use Form MC-030, *Declaration*, for this.)

Do I need a lawyer?

Having a lawyer is always a good idea, but it is not required and you are not entitled to a free court-appointed attorney. Ask the court clerk about free and low-cost legal services and self-help centers in your county.

Will I see the restrained person at the court hearing?

If the person comes to the hearing, yes. But that person does not have the right to speak to you. If you are afraid, tell the court officer.

Can I bring someone with me to court?

Yes. You can bring someone to sit with you during the hearing. But that person cannot speak for you in court. Only you or your lawyer (if you have one) can speak for you.

CH-109

Notice of Court Hearing

Clerk stamps date here when form is filed.

1 Person Seeking Protection

a. Your Full Name: _____

Your Lawyer (if you have one for this case):

Name: _____ State Bar No.: _____

Firm Name: _____

b. Your Address (If you have a lawyer, give your lawyer's information. If you do not have a lawyer and want to keep your home address private, you may give a different mailing address instead. You do not have to give telephone, fax, or e-mail.):

Address: _____

City: _____ State: _____ Zip: _____

Telephone: _____ Fax: _____

E-Mail Address: _____

Fill in court name and street address:

Superior Court of California, County of _____

Court files in case number when form is filed:

Case Number: _____

2 Person From Whom Protection Is Sought

Full Name: _____

The court will complete the rest of this form.

3 Notice of Hearing

A court hearing is scheduled on the request for restraining orders against the person in **(2)**:

Name and address of court if different from above:

Hearing Date	Date: _____	Time: _____	Name and address of court if different from above:
	Dept.: _____	Room: _____	

4 Temporary Restraining Orders (Any orders granted are on Form CH-110, served with this notice.)

a. Temporary Restraining Orders for personal conduct and stay-away orders as requested in Form CH-100, Request for Civil Harassment Restraining Orders, are (check only one box below):

(1) All GRANTED until the court hearing.

(2) All DENIED until the court hearing. (Specify reasons for denial in b, below.)

(3) Partly GRANTED and partly DENIED until the court hearing. (Specify reasons for denial in b, below.)

Judicial Council of California, www.courts.ca.gov
 New January 1, 2012, Mandatory Form
 Code of Civil Procedure, § 527.8
 Approved by DOJ

Notice of Court Hearing
(Civil Harassment Prevention)

CH-109, Page 1 of 3



What if I am deaf or hard of hearing?

Assistive listening systems, computer-assisted real-time captioning, or sign language interpreter services are available if you ask at least five days before the hearing. Contact the clerk's office or go to www.courts.ca.gov/forms for *Request for Accommodations by Persons with Disabilities and Response* (Form MC-410). (Civ.Code, § 54.8.)

For help in your area, contact:

[Local information may be inserted.]

What if I don't speak English?

When you file your papers, ask the clerk if a court interpreter is available. You may have to pay a fee for the interpreter. If an interpreter is not available for your court date, you should ask someone who is not listed as a person to be protected on your Request and who is over age 18 to interpret for you.

Can I agree with the restrained person to cancel the order?

No. Once the order is issued, only the judge can change or cancel it. You or the restrained person would have to file a request with the court to cancel the order.

INSTRUCTIONS

RESTRAINING ORDERS - CIVIL HARASSMENT

Department 57
725 Court Street, Room 102, Martinez

1. To have your Civil Harassment Restraining Order request considered, please take your **completed** paperwork to Department 57, Room 102, during the ex parte hours of **1:00 p.m. and 2:00 p.m.**

Civil Harassment Restraining Order requests **are only reviewed and signed during these specific hours.**

COMPLETE THE FOLLOWING ATTACHED FORMS:

- Request for Civil Harassment Restraining Orders (CH-100)
- Temporary Restraining Order (CH-110)
- Notice of Court Hearing (CH-109) ***Top portion only***

AFTER YOUR APPLICATION IS REVIEWED AND SIGNED BY THE JUDGE YOU MUST:

2. Take your signed papers to the Clerk's Office, Room 103, to have the paperwork filed immediately.
3. You must now have the defendant served. Anyone over the age of 18, who is NOT a party to the action, may serve the defendant. The defendant must be personally served with a copy of the Request for Civil Harassment Restraining Orders (CH-100), Notice of Hearing (CH-109) and Temporary Restraining Order (CH-110) AND the forms How Can I Respond to a Request for Civil Harassment Restraining Orders? (CH-120-INFO), a blank Response to Request for Civil Harassment Restraining Orders (CH-120), and a blank Proof of Service of Response by Mail (CH-250) at least five (5) days before the hearing date, unless the court orders a shorter period.
4. You, or anyone else, must deliver the Notice of Hearing (CH-109) and Temporary Restraining Order (CH-110) to the police agencies listed in the Order. Do not give the police a copy of the Request for Orders to Stop Harassment, just the Notice of Hearing and Temporary Restraining Order.
5. After the defendant has been served with the papers, the person who served the paper **MUST** complete the Proof of Personal Service (CH-200). Please pay particular attention to this form. If it is not correctly filled out, the court cannot proceed on the hearing date. Make sure the person who serves the defendant enters the date, prints his/her name AND signs his/her name at the bottom of the form.
6. The Proof of Personal Service **MUST** be filed prior to the court date (Clerk's office, Room 103). Do not mail it in. If you cannot file the Proof of Service before the court date, bring it with you to the hearing. The Court **CANNOT PROCEED WITHOUT THIS DOCUMENT.**
7. Between now and the hearing date, read all the instructions in the packet of forms. You are responsible for filling out the Restraining Order After Hearing (CH-130) that is included in the packet. That document is the final Order (what you have now is a temporary order which will expire on the date of the hearing). Complete the Order prior to the hearing so that it may be signed immediately.

Superior Court of California, County of Contra Costa

CIVIL HARASSMENT

Civil Law

- Packet B -

Forms for Your First Civil Harassment Hearing

What you will find in this packet:

- **Request for Civil Harassment Restraining Orders (CH-100)**
- **Temporary Restraining Order (CH-110)**
- **Notice of Court Hearing (CH-109)**

You Can Get Court Forms FREE at: www.cc-courts.org/forms

Clerk stamps date here when form is filed.

Read *Can a Civil Harassment Restraining Order Help Me?* (form CH-100-INFO) before completing this form. Also fill out *Confidential CLETS Information* (form CLETS-001) with as much information as you know.

Fill in court name and street address:

Superior Court of California, County of

Court fills in case number when form is filed.

Case Number:

1 Person Seeking Protection

a. Your Full Name: _____ Age: _____

Your Lawyer (if you have one for this case)
Name: _____ State Bar No.: _____
Firm Name: _____

b. Your Address (If you have a lawyer, give your lawyer's information. If you do not have a lawyer and want to keep your home address private, you may give a different mailing address instead. You do not have to give telephone, fax, or e-mail.)

Address: _____
City: _____ State: _____ Zip: _____
Telephone: _____ Fax: _____
E-Mail Address: _____

2 Person From Whom Protection Is Sought

Full Name: _____ Age: _____

Address (if known): _____

City: _____ State: _____ Zip: _____

3 Additional Protected Persons

a. Are you asking for protection for any other family or household members? Yes No *If yes, list them:*

<u>Full Name</u>	<u>Sex</u>	<u>Age</u>	<u>Lives with you?</u>	<u>How are they related to you?</u>
_____	_____	_____	<input type="checkbox"/> Yes <input type="checkbox"/> No	_____
_____	_____	_____	<input type="checkbox"/> Yes <input type="checkbox"/> No	_____
_____	_____	_____	<input type="checkbox"/> Yes <input type="checkbox"/> No	_____
_____	_____	_____	<input type="checkbox"/> Yes <input type="checkbox"/> No	_____

Check here if there are more persons. Attach a sheet of paper and write "Attachment 3a—Additional Protected Persons" for a title. You may use form MC-025, Attachment.

b. Why do these people need protection? (Explain below):

Check here if there is not enough space for your answer. Put your complete answer on the attached sheet of paper or form MC-025 and write "Attachment 3b—Why Others Need Protection" for a title.

This is not a Court Order.



4 Relationship of Parties

How do you know the person in (2)? (Explain below):

- Check here if there is not enough space for your answer. Put your complete answer on the attached sheet of paper or form MC-025 and write "Attachment 4—Relationship of Parties" for a title.

5 Venue

Why are you filing in this county? (Check all that apply):

- a. The person in (2) lives in this county.
- b. I was harassed by the person in (2) in this county.
- c. Other (specify): _____

6 Other Court Cases

a. Have you or any of the persons named in (3) been involved in another court case with the person in (2)?

- Yes No (If yes, check each kind of case and indicate where and when each was filed.)

	Kind of Case	Filed in (County/State)	Year Filed	Case Number (if known)
(1)	<input type="checkbox"/> Civil Harassment	_____	_____	_____
(2)	<input type="checkbox"/> Domestic Violence	_____	_____	_____
(3)	<input type="checkbox"/> Divorce, Nullity, Legal Separation	_____	_____	_____
(4)	<input type="checkbox"/> Paternity, Parentage, Child Custody	_____	_____	_____
(5)	<input type="checkbox"/> Elder or Dependent Adult Abuse	_____	_____	_____
(6)	<input type="checkbox"/> Eviction	_____	_____	_____
(7)	<input type="checkbox"/> Guardianship	_____	_____	_____
(8)	<input type="checkbox"/> Workplace Violence	_____	_____	_____
(9)	<input type="checkbox"/> Small Claims	_____	_____	_____
(10)	<input type="checkbox"/> Criminal	_____	_____	_____
(11)	<input type="checkbox"/> Other (specify): _____	_____	_____	_____

b. Are there now any protective or restraining orders in effect relating to you or any of the persons in (3) and the person in (2)? No Yes (If yes, attach a copy if you have one.)

7 Description of Harassment

Harassment means violence or threats of violence against you, or a course of conduct that seriously alarmed, annoyed, or harassed you and caused you substantial emotional distress. A course of conduct is more than one act.

a. Tell the court about the last time the person in (2) harassed you.

- (1) When did it happen? (provide date or estimated date): _____
 - (2) Who else was there? _____
- _____
- _____
- _____

This is not a Court Order.



7 a. (3) How did the person in 2 harass you? (Explain below):
 Check here if there is not enough space for your answer. Put your complete answer on the attached sheet of paper or form MC-025 and write "Attachment 7a(3)—Describe Harassment" for a title.

(4) Did the person in 2 use or threaten to use a gun or any other weapon?
 Yes No (If yes, explain below):
 Check here if there is not enough space for your answer. Put your complete answer on the attached sheet of paper or form MC-025 and write "Attachment 7a(4)—Use of Weapons" for a title.

(5) Were you harmed or injured because of the harassment?
 Yes No (If yes, explain below):
 Check here if there is not enough space for your answer. Put your complete answer on the attached sheet of paper or form MC-025 and write "Attachment 7a(5)—Harm or Injury" for a title.

(6) Did the police come? Yes No
If yes, did they give you or the person in 2 an Emergency Protective Order? Yes No
If yes, the order protects (check all that apply):
 Me The person in 2 The persons in 3.
(Attach a copy of the order if you have one.)

b. Has the person in 2 harassed you at other times?
 Yes No (If yes, describe prior incidents and provide dates of harassment below):
 Check here if there is not enough space for your answer. Put your complete answer on the attached sheet of paper or form MC-025 and write "Attachment 7b—Previous Harassment" for a title.

This is not a Court Order.



Check the orders you want.

8 **Personal Conduct Orders**

I ask the court to order the person in **(2)** **not** to do any of the following things to me or to any person to be protected listed in **(3)**:

- a. Harass, intimidate, molest, attack, strike, stalk, threaten, assault (sexually or otherwise), hit, abuse, destroy personal property of, or disturb the peace of the person.
- b. Contact the person, either directly or indirectly, in **any** way, including, but not limited to, in person, by telephone, in writing, by public or private mail, by interoffice mail, by e-mail, by text message, by fax, or by other electronic means.
- c. Other (*specify*):
 - Check here if there is not enough space for your answer. Put your complete answer on the attached sheet of paper or form MC-025 and write "Attachment 8c—Other Personal Conduct Orders," for a title.

*The person in **(2)** will be ordered not to take any action to get the addresses or locations of any protected person unless the court finds good cause not to make the order.*

9 **Stay-Away Orders**

a. I ask the court to order the person in **(2)** to stay at least _____ yards away from (*check all that apply*):

- (1) Me.
- (2) The other persons listed in **(3)**.
- (3) My home.
- (4) My job or workplace.
- (5) My school.
- (6) My children's school.
- (7) My children's place of child care.
- (8) My vehicle.
- (9) Other (*specify*):

b. If the court orders the person in **(2)** to stay away from all the places listed above, will he or she still be able to get to his or her home, school, or job? Yes No (*If no, explain below*):

Check here if there is not enough space for your answer. Put your complete answer on the attached sheet of paper or form MC-025 and write "Attachment 9b—Stay-Away Orders," for a title.

10 **Guns or Other Firearms and Ammunition**

Does the person in **(2)** own or possess any guns or other firearms? Yes No I don't know

*If the judge grants a protective order, the person in **(2)** will be prohibited from owning, possessing, purchasing, receiving, or attempting to purchase or receive a gun, other firearm, and ammunition while the protective order is in effect. The person in **(2)** will also be ordered to turn in to law enforcement, or sell to or store with a licensed gun dealer, any guns or firearms within his or her immediate possession or control.*

This is not a Court Order.



11 **Temporary Restraining Order**

I request that a Temporary Restraining Order (TRO) be issued against the person in **(2)** to last until the hearing. I am presenting form CH-110, *Temporary Restraining Order*, for the court's signature together with this *Request*.

Has the person in **(2)** been told that you were going to go to court to seek a TRO against him/her?

Yes No (If you answered no, explain why below):

Check here if there is not enough space for your answer. Put your complete answer on the attached sheet of paper or form MC-025 and write "Attachment 11—Temporary Restraining Order" for a title.

12 **Request to Give Less Than Five Days' Notice of Hearing**

You must have your papers personally served on the person in **(2)** at least five days before the hearing, unless the court orders a shorter time for service. (Form CH-200-INFO explains What Is "Proof of Personal Service"? Form CH-200, Proof of Personal Service, may be used to show the court that the papers have been served.)

If you want there to be fewer than five days between service and the hearing, explain why below:

Check here if there is not enough space for your answer. Put your complete answer on the attached sheet of paper or form MC-025 and write "Attachment 12—Request to Give Less Than Five Days' Notice" for a title.

13 **No Fee for Filing or Service**

- a. There should be no filing fee because the person in **(2)** has used or threatened to use violence against me, has stalked me, or has acted or spoken in some other way that makes me reasonably fear violence.
- b. The sheriff or marshal should serve (notify) the person in **(2)** about the orders for free because my request for orders is based on unlawful violence, a credible threat of violence, or stalking.
- c. There should be no filing fee and the sheriff or marshal should serve the person in **(2)** for free because I am entitled to a fee waiver. (You must complete and file form FW-001, Application for Waiver of Court Fees and Costs.)

14 **Lawyer's Fees and Costs**

I ask the court to order payment of my lawyer's fees Court costs.

The amounts requested are:

<u>Item</u>	<u>Amount</u>	<u>Item</u>	<u>Amount</u>
_____	\$ _____	_____	\$ _____
_____	\$ _____	_____	\$ _____
_____	\$ _____	_____	\$ _____

Check here if there are more items. Put the items and amounts on the attached sheet of paper or form MC-025 and write "Attachment 14—Lawyer's Fees and Costs" for a title.

This is not a Court Order.



15 **Possession and Protection of Animals**

I ask the court to order the following:

- That I be given the sole possession, care, and control of the animals listed below, which I own, possess, lease, keep, or hold, or which reside in my household.
(Identify animals by, e.g., type, breed, name, color, sex.)

I request sole possession of the animals because *(specify good cause for granting order)*:

- Check here if there is not enough space for your answer. Put your complete answer on the attached sheet of paper or form MC-025 and write "Attachment 15a—Possession of Animals" for a title.

- That the person in **(2)** must stay at least _____ yards away from, and not take, sell, transfer, encumber, conceal, molest, attack, strike, threaten, harm, or otherwise dispose of, the animals listed above.

16 **Additional Orders Requested**


I ask the court to make the following additional orders *(specify)*:

- Check here if there is not enough space for your answer. Put your complete answer on the attached sheet of paper or form MC-025 and write "Attachment 16—Additional Orders Requested," for a title.

17 Number of pages attached to this form, if any: _____

Date: _____

Lawyer's name (if any)

 _____
Lawyer's signature

I declare under penalty of perjury under the laws of the State of California that the information above and on all attachments is true and correct.

Date: _____

Type or print your name

 _____
Sign your name

This is not a Court Order.

Clerk stamps date here when form is filed.

Person in ① must complete items ①, ②, and ③ only.

① Protected Person

a. Your Full Name: _____

Your Lawyer (if you have one for this case):

Name: _____ State Bar No.: _____

Firm Name: _____

b. Your Address (If you have a lawyer, give your lawyer's information. If you do not have a lawyer and want to keep your home address private, you may give a different mailing address instead. You do not have to give telephone, fax, or e-mail.):

Address: _____

City: _____ State: _____ Zip: _____

Telephone: _____ Fax: _____

E-Mail Address: _____

Fill in court name and street address:

Superior Court of California, County of

Court fills in case number when form is filed.

Case Number:

② Restrained Person

Full Name: _____

Description:

Sex: M F Height: _____ Weight: _____ Date of Birth: _____

Hair Color: _____ Eye Color: _____ Age: _____ Race: _____

Home Address (if known): _____

City: _____ State: _____ Zip: _____

Relationship to Protected Person: _____

③ Additional Protected Persons

In addition to the person named in ①, the following family or household members of that person are protected by the temporary orders indicated below:

<u>Full Name</u>	<u>Sex</u>	<u>Age</u>	<u>Household Member?</u>	<u>Relation to Protected Person</u>
_____	_____	_____	<input type="checkbox"/> Yes <input type="checkbox"/> No	_____
_____	_____	_____	<input type="checkbox"/> Yes <input type="checkbox"/> No	_____
_____	_____	_____	<input type="checkbox"/> Yes <input type="checkbox"/> No	_____
_____	_____	_____	<input type="checkbox"/> Yes <input type="checkbox"/> No	_____

Check here if there are additional persons. List them on an attached sheet of paper and write "Attachment 3—Additional Protected Persons" as a title. You may use form MC-025, Attachment.

④ Expiration Date

The court will complete the rest of this form.

This Order expires at the end of the hearing scheduled for the date and time below:

Date: _____ Time: _____ a.m. p.m.

This is a Court Order.



To the Person in ② :

The court has granted the temporary orders checked as granted below. If you do not obey these orders, you can be arrested and charged with a crime. You may be sent to jail for up to one year, pay a fine of up to \$1,000, or both.

⑤ Personal Conduct Orders

Not Requested Denied Until the Hearing Granted as Follows:

- a. You must **not** do the following things to the person named in ①
 - and to the other protected persons listed in ③:
 - (1) Harass, intimidate, molest, attack, strike, stalk, threaten, assault (sexually or otherwise), hit, abuse, destroy personal property of, or disturb the peace of the person.
 - (2) Contact the person, either directly or indirectly, in **any** way, including, but not limited to, in person, by telephone, in writing, by public or private mail, by interoffice mail, by e-mail, by text message, by fax, or by other electronic means.
 - (3) Take any action to obtain the person’s address or location. If this item (3) is not checked, the court has found good cause not to make this order.
 - (4) Other (*specify*):
 - Other personal conduct orders are attached at the end of this Order on Attachment 5a(4).

- b. Peaceful written contact through a lawyer or a process server or other person for service of legal papers related to a court case is allowed and does not violate this order. However, you may have your papers served by mail on the person in ①.

⑥ Stay-Away Order

Not Requested Denied Until the Hearing Granted as Follows:

- a. You must stay at least _____ yards away from (*check all that apply*):
 - (1) The person in ①
 - (2) Each person in ③
 - (3) The home of the person in ①
 - (4) The job or workplace of the person in ①
 - (5) The school of the person in ①
 - (6) The school of the children of the person in ①
 - (7) The place of child care of the children of the person in ①
 - (8) The vehicle of the person in ①
 - (9) Other (*specify*):

- b. This stay-away order does not prevent you from going to or from your home or place of employment.

⑦ No Guns or Other Firearms and Ammunition

- a. You cannot own, possess, have, buy or try to buy, receive or try to receive, or in any other way get guns, other firearms, or ammunition.
- b. You must:
 - (1) Sell to or store with a licensed gun dealer, or turn in to a law enforcement agency, any guns or other firearms in your immediate possession or control. This must be done within 24 hours of being served with this Order.

This is a Court Order.



(2) File a receipt with the court within 48 hours of receiving this Order that proves that your guns or firearms have been turned in, sold, or stored. *(You may use form CH-800, Proof of Firearms Turned In, Sold, or Stored, for the receipt.)*

c. The court has received information that you own or possess a firearm.

8 Possession and Protection of Animals

Not Requested **Denied Until the Hearing** **Granted as Follows** *(specify):*

a. The person in ① is given the sole possession, care, and control of the animals listed below, which are owned, possessed, leased, kept, or held by him or her, or reside in his or her household.
(Identify animals by, e.g., type, breed, name, color, sex.)

b. The person in ② must stay at least _____ yards away from, and not take, sell, transfer, encumber, conceal, molest, attack, strike, threaten, harm, or otherwise dispose of, the animals listed above.

9 Other Orders

Not Requested **Denied Until the Hearing** **Granted as Follows** *(specify):*

Additional orders are attached at the end of this Order on Attachment 9.

To the Person in ① :

10 Mandatory Entry of Order Into CARPOS Through CLETS

This Order must be entered into the California Restraining and Protective Order System (CARPOS) through the California Law Enforcement Telecommunications System (CLETS). *(Check one):*

- a. The clerk will enter this Order and its proof-of-service form into CARPOS.
- b. The clerk will transmit this Order and its proof-of-service form to a law enforcement agency to be entered into CARPOS.
- c. By the close of business on the date that this Order is made, the person in ① or his or her lawyer should deliver a copy of the Order and its proof-of-service form to the law enforcement agency listed below to enter into CARPOS:

Name of Law Enforcement Agency

Address (City, State, Zip)

Additional law enforcement agencies are listed at the end of this Order on Attachment 10.

This is a Court Order.



11 No Fee to Serve (Notify) Restrained Person **Ordered** **Not Ordered**

The sheriff or marshal will serve this Order without charge because:

- a. The Order is based on unlawful violence, a credible threat of violence, or stalking.
- b. The person in **1** is entitled to a fee waiver.

12 Number of pages attached to this Order, if any: _____

Date: _____

*Judicial Officer***Warnings and Notices to the Restrained Person in 2****You Cannot Have Guns or Firearms**

You cannot own, have, possess, buy or try to buy, receive or try to receive, or otherwise get guns, other firearms, or ammunition while this Order is in effect. If you do, you can go to jail and pay a \$1,000 fine. You must sell to or store with a licensed gun dealer, or turn in to a law enforcement agency, any guns or other firearms that you have or control as stated in item **7** above. The court will require you to prove that you did so.

Notice Regarding Nonappearance at Hearing and Service of Order

If you have been personally served with this Temporary Restraining Order and form CH-109, *Notice of Court Hearing*, but you do not appear at the hearing either in person or by a lawyer, and a restraining order that is the same as this Temporary Restraining Order except for the expiration date is issued at the hearing, a copy of the order will be served on you by mail at the address in item **2**.

If this address is not correct or you wish to verify that the Temporary Restraining Order was converted into a restraining order at the hearing without substantive change, or to find out the duration of the order, contact the clerk of the court.

After You Have Been Served With a Restraining Order

- Obey all the orders.
- Read form CH-120-INFO, *How Can I Respond to a Request for Civil Harassment Restraining Orders?*, to learn how to respond to this Order.
- If you want to respond, fill out form CH-120, *Response to Request for Civil Harassment Restraining Orders*, and file it with the court clerk. You do not have to pay any fee to file your response if the Request claims that you inflicted or threatened violence against or stalked the person in **1**.
- You must have form CH-120 served by mail on the person in **1** or that person's attorney. You cannot do this yourself. The person who does the mailing should complete and sign form CH-250, *Proof of Service of Response by Mail*. File the completed proof of service with the court clerk before the hearing date or bring it with you to the hearing.
- In addition to the response, you may file and have declarations served, signed by you and other persons who have personal knowledge of the facts. You may use form MC-030, *Declaration*, for this purpose. It is available from the clerk's office at the court shown on page 1 of this form or at www.courts.ca.gov/forms. If you do not know how to prepare a declaration, you should see a lawyer.

This is a Court Order.

- Whether or not you file a response, you should attend the hearing. If you have any witnesses, they must also go to the hearing.
- At the hearing, the judge can make restraining orders against you that last for up to five years. Tell the judge why you disagree with the orders requested.

Instructions for Law Enforcement

Enforcing the Restraining Order

This order is enforceable by any law enforcement agency that has received the order, is shown a copy of the order, or has verified its existence on the California Restraining and Protective Orders System (CARPOS). If the law enforcement agency has not received proof of service on the restrained person, the agency must advise the restrained person of the terms of the order and then must enforce it. Violations of this order are subject to criminal penalties.

Start Date and End Date of Orders

This order *starts* on the date next to the judge's signature on page 4. The order *ends* on the expiration date in item ④ on page 1.

Arrest Required if Order Is Violated

If an officer has probable cause to believe that the restrained person had notice of the order and has disobeyed the order, the officer must arrest the restrained person. (Pen. Code, §§ 836(c)(1), 13701(b).) A violation of the order may be a violation of Penal Code section 166 or 273.6. Agencies are encouraged to enter violation messages into CARPOS.

Notice/Proof of Service

The law enforcement agency must first determine if the restrained person had notice of the order. Consider the restrained person "served" (given notice) if (Pen. Code, § 836(c)(2)):

- The officer sees a copy of the Proof of Service or confirms that the Proof of Service is on file; or
- The restrained person was informed of the order by an officer.

An officer can obtain information about the contents of the order and proof of service in CARPOS. If proof of service on the restrained person cannot be verified, the agency must advise the restrained person of the terms of the order and then enforce it.

If the Protected Person Contacts the Restrained Person

Even if the protected person invites or consents to contact with the restrained person, this order remains in effect and must be enforced. The protected person cannot be arrested for inviting or consenting to contact with the restrained person. The order can be changed only by another court order. (Pen. Code, § 13710(b).)

This is a Court Order.



Conflicting Orders—Priorities for Enforcement

If more than one restraining order has been issued, the orders must be enforced according to the following priorities (see Pen. Code, § 136.2; Fam. Code, §§ 6383(h)(2), 6405(b)):

1. *EPO*: If one of the orders is an *Emergency Protective Order* (form EPO-001) and is more restrictive than other restraining or protective orders, it has precedence in enforcement over all other orders.
2. *No Contact Order*: If there is no EPO, a no-contact order that is included in a restraining or protective order has precedence over any other restraining or protective order.
3. *Criminal Order*: If none of the orders includes a no contact order, a domestic violence protective order issued in a criminal case takes precedence in enforcement over any conflicting civil court order. Any nonconflicting terms of the civil restraining order remain in effect and enforceable.
4. *Family, Juvenile, or Civil Order*: If more than one family, juvenile, or other civil restraining or protective order has been issued, the one that was issued last must be enforced.

(Clerk will fill out this part.)

Clerk's Certificate
[seal]

—Clerk's Certificate—

I certify that this *Temporary Restraining Order* is a true and correct copy of the original on file in the court.

Date: _____ Clerk, by _____, Deputy

This is a Court Order.

Clerk stamps date here when form is filed.

Fill in court name and street address:

Superior Court of California, County of

Court fills in case number when form is filed.

Case Number:

1 Person Seeking Protection

a. Your Full Name: _____

Your Lawyer (if you have one for this case):

Name: _____ State Bar No.: _____

Firm Name: _____

b. Your Address (If you have a lawyer, give your lawyer's information. If you do not have a lawyer and want to keep your home address private, you may give a different mailing address instead. You do not have to give telephone, fax, or e-mail.)

Address: _____

City: _____ State: _____ Zip: _____

Telephone: _____ Fax: _____

E-Mail Address: _____

2 Person From Whom Protection Is Sought

Full Name: _____

The court will complete the rest of this form.

3 Notice of Hearing

A court hearing is scheduled on the request for restraining orders against the person in 2:

Name and address of court if different from above:

<div style="border: 1px solid black; border-radius: 15px; padding: 5px; display: inline-block;">Hearing Date</div>	Date: _____	Time: _____	_____
	Dept.: _____	Room: _____	_____

4 Temporary Restraining Orders (Any orders granted are on form CH-110, served with this notice.)

a. Temporary Restraining Orders for personal conduct and stay-away orders as requested in form CH-100, Request for Civil Harassment Restraining Orders, are (check only one box below):

- (1) All **GRANTED** until the court hearing.
- (2) All **DENIED** until the court hearing. (Specify reasons for denial in b, below.)
- (3) Partly **GRANTED** and partly **DENIED** until the court hearing. (Specify reasons for denial in b, below.)



b. Reasons for denial of some or all of those personal conduct and stay-away orders as requested in form CH-100, *Request for Civil Harassment Restraining Orders*, are:

- (1) The facts as stated in form CH-100 do not sufficiently show acts of violence, threats of violence, or a course of conduct that seriously alarmed, annoyed, or harassed the person in ① and caused substantial emotional distress.
- (2) Other (*specify*): As set forth on Attachment 4b.

5 Confidential Information Regarding Minor

- a. A *Request to Keep Minor’s Information Confidential* (form CH-160) was made and **GRANTED**. (*See form CH-165, Order on Request to Keep Minor's Information Confidential, served with this form.*)
- b. **If the request was granted, the information described in item ⑧ on the order (form CH-165) must be kept CONFIDENTIAL. The disclosure or misuse of the information is punishable as contempt of court, with a fine of up to \$1000 or possible sanctions.**

6 Service of Documents for the Person in ①

At least five _____ days before the hearing, someone age 18 or older—not you or anyone to be protected—must personally give (serve) a court’s file-stamped copy of this form CH-109 to the person in ② along with a copy of all the forms indicated below:

- a. CH-100, *Request for Civil Harassment Restraining Orders* (file-stamped)
- b. CH-110, *Temporary Restraining Order* (file-stamped) **IF GRANTED**
- c. CH-120, *Response to Request for Civil Harassment Restraining Orders* (blank form)
- d. CH-120-INFO, *How Can I Respond to a Request for Civil Harassment Restraining Orders?*
- e. CH-250, *Proof of Service of Response by Mail* (blank form)
- f. CH-170, *Notice of Order Protecting Information of Minor* and CH-165, *Order on Request to Keep Minor’s Information Confidential* (file-stamped) **IF GRANTED**
- g. Other (*specify*): _____

Date: _____



Judicial Officer



To the Person in ① :

- The court cannot make the restraining orders after the court hearing unless the person in ② has been personally given (served) a copy of your request and any temporary orders. To show that the person in ② has been served, the person who served the forms must fill out a proof of service form. Form CH-200, *Proof of Personal Service*, may be used.
- For information about service, read form CH-200-INFO, *What Is "Proof of Personal Service"?*
- If you are unable to serve the person in ② in time, you may ask for more time to serve the documents. Use form CH-115, *Request to Continue Court Hearing and to Reissue Temporary Restraining Order*.

To the Person in ② :

- If you want to respond to the request for orders in writing, file form CH-120, *Response to Request for Civil Harassment Restraining Orders*, and have someone age 18 or older—**not you or anyone to be protected**—mail it to the person in ①.
- The person who mailed the form must fill out a proof of service form. Form CH-250, *Proof of Service of Response by Mail*, may be used. File the completed form with the court before the hearing and bring a copy with you to the court hearing.
- Whether or not you respond in writing, go to the hearing if you want the judge to hear from you before making an order. You may tell the judge why you agree or disagree with the orders requested.
- You may bring witnesses and other evidence.
- At the hearing, the judge may make restraining orders against you that could last up to five years and may order you to turn in to law enforcement, or sell to or store with a licensed gun dealer, any firearms that you own or possess.

**Request for Accommodations**

Assistive listening systems, computer-assisted real-time captioning, or sign language interpreter services are available if you ask at least five days before the hearing. Contact the clerk's office or go to www.courts.ca.gov/forms for *Request for Accommodations by Persons with Disabilities and Response* (form MC-410). (Civ. Code, § 54.8.)

(Clerk will fill out this part.)

—Clerk's Certificate—

I certify that this *Notice of Court Hearing* is a true and correct copy of the original on file in the court.

Clerk's Certificate

[seal]

Date: _____

Clerk, by _____, Deputy

CIVIL HARASSMENT

Civil Law

- Packet C -

Instructions and Forms You May Need After Your First Hearing

What you will find in this packet:

- **Request to Continue Court Hearing and to Reissue Temporary Restraining Order (CH-115)**
- **Notice of New Hearing Date and Order on Reissuance (CH-116)**
- **How Can I Respond to a Request for Civil Harassment Restraining Orders? (CH-120-INFO)**
- **Response to Request for Civil Harassment Restraining Orders (CH-120)**
- **Civil Harassment Restraining Order After Hearing (CLETS-CHO) (CH-130)**
- **What is “Proof of Personal Service”? (CH-200-INFO)**
- **Proof of Personal Service (CH-200)**
- **Proof of Service of Response by Mail (CH-250)**
- **Proof of Firearms Turned In or Sold (CH-800)**
- **How Do I Turn In or Sell My Firearms? (CH-800-INFO)**

You Can Get Court Forms FREE at: www.cc-courts.org/forms

Clerk stamps date here when form is filed.

Use this form to ask the court to change the hearing date listed on form CH-109, *Notice of Court Hearing*. Read CH-115-INFO, *How to Ask for a New Hearing Date*, for more information.

Fill in court name and street address:

Superior Court of California, County of

Fill in case number:

Case Number:

1 Party Seeking Continuance

a. Full Name: _____

- I am the party seeking protection.
- party from whom protection is sought.

Your Lawyer (if you have one for this case):

Name: _____ State Bar No.: _____

Firm Name: _____

b. Your Address (If you have a lawyer, give your lawyer's information. If you do not have a lawyer and want to keep your home address private, you may give a different mailing address instead. You do not have to give telephone, fax, or e-mail.)

Address: _____

City: _____ State: _____ Zip: _____

Telephone: _____ Fax: _____

E-Mail Address: _____

2 Other Party

Full Name: _____

3 Request to Continue Hearing

a. I ask the court to continue the hearing currently scheduled for (date): _____

b. I request that the hearing be continued because (check any that apply):

- (1) The party from whom protection is sought could not be served before the hearing date.
- (2) I am the party from whom protection is sought and this is my first request to continue the hearing date.
- (3) I need more time to hire a lawyer or prepare a response.
- (4) Other good cause as stated below on Attachment 3b(4)

- c. (1) This is my first request for a continuance.
- (2) The hearing has previously been continued _____ times.

This is not a Court Order.

4 Extension of Temporary Restraining Order


a. A *Temporary Restraining Order* (Form CH-110) was issued on (*date*): _____
Please attach a copy of the order if you have one.

b. **Notice: If the hearing date is continued, the *Temporary Restraining Order* will remain in effect until the end of the new hearing unless otherwise ordered by the court.**

I declare under penalty of perjury under the laws of the State of California that the information above and on all attachments is true and correct.

Date: _____

Type or print your name

 _____
Signature

Attorney Party Without Attorney

Clerk stamps date here when form is filed.

Complete items ①, ②, and ③ only.

① Protected Person

Full Name: _____

② Restrained Party

Full Name: _____

③ Party Seeking Continuance

I am the protected party restrained party

Your Lawyer (if you have one for this case):

Name: _____ State Bar No.: _____

Firm Name: _____

Your Address (If you have a lawyer, give your lawyer's information. If you do not have a lawyer and want to keep your home address private, you may give a different mailing address instead. You do not have to give telephone, fax, or e-mail.)

Address: _____

City: _____ State: _____ Zip: _____

Telephone: _____ Fax: _____ E-Mail: _____

The court will complete the rest of this form.

Fill in court name and street address:

Superior Court of California, County of

Fill in case number:

Case Number:

④ Order on Request for Continuance

a. The hearing in this matter is currently scheduled for (date): _____ at (time): _____

b. The request for a continuance is DENIED for the reasons set forth below on Attachment 4b

The hearing shall be held as currently scheduled in a, above. The *Temporary Restraining Order* (Form CH-110) issued on (date): _____ remains in full force and effect until the hearing date.

c. The request for a continuance is GRANTED as set forth below.

⑤ Order Granting Continuance and Notice of New Hearing

The court hearing on the *Request for Civil Harassment Restraining Orders* (form CH-100) is continued and rescheduled as follows:

<div style="border: 1px solid black; border-radius: 10px; padding: 5px; display: inline-block;"> New Hearing Date </div>	Date: _____	Time: _____	Name and address of court if different from above:
	Dept.: _____	Room: _____	

The extended *Temporary Restraining Order* (form CH-110) expires at the end of this hearing.

This is a Court Order.

6 Reason for the Continuance

a. The continuance is needed because:

- (1) The person in ② was not served before the current hearing date.
- (2) The person in ② asked for a first continuance of the hearing.
- (3) The person in ② asked for more time to hire a lawyer or prepare a response.
- (4) Other good cause as stated below on Attachment 6a(4)

b. The court finds good cause and orders a continuance in its discretion.

7 Extension of Temporary Restraining Order

a. No Temporary Restraining Order was issued in this case.

b. Extension of the *Temporary Restraining Order* (TRO; Form CH-110) issued on (date): _____ until the new hearing date is:

- (1) GRANTED. There are no changes to the TRO except for the expiration date. The TRO remains in effect until the end of the hearing in ⑤.
- (2) GRANTED AS MODIFIED. The TRO is modified. See the attached amended Form CH-110, *Temporary Restraining Order*. All orders on the attached Order remain in effect until the end of the hearing in ⑤.
- (3) DENIED and the TRO is TERMINATED for the reasons stated:
 below on Attachment 7b(3)

Warning and Notice to the Person in ②

If ⑦ b(1) or b(2) is checked, you must continue to obey the Temporary Restraining Order until it expires at the end of the hearing scheduled in ⑤.

8 Other Orders (specify):

Other orders are attached at the end of this Order on Attachment 8.

This is a Court Order.



9 Service of Order

- a. No further service of this Order is required because both parties were present at the initial hearing in item 4a, and both were given a signed copy of this Order.
- b. The court granted the person in ①'s request to continue the hearing date. A copy of this Order must be served on the person in ② at least ____ days before the hearing in ⑤.
 - (1) All other documents requesting civil harassment restraining orders as shown in Form CH-109, *Notice of Court Hearing*, item ⑤ must be personally served on the person in ②.
 - (2) The *Temporary Restraining Order* (Form CH-110) has been modified and must be personally served on the person in ②.
 - (3) A copy of the *Temporary Restraining Order* must NOT be served because extension of the order is denied in item 7b(3).
- c. The court granted the person in ②'s request to continue the hearing date. A copy of this Order must be served on the person in ① at least ____ days before the hearing in ⑤. A copy of the *Temporary Restraining Order* (form CH-110) must be personally served if it was modified by the court in item 7b(2).
- d. All documents must be personally served unless otherwise specified below.

10 Mandatory Entry of Order Into CARPOS Through CLETS

If a continuance is granted, the court or its designee will transmit this form within one business day to law enforcement personnel for entry into the California Restraining and Protective Order System (CARPOS) via the California Law Enforcement Telecommunications System (CLETS).

Date: _____

Judicial Officer



Request for Accommodations

Assistive listening systems, computer-assisted real-time captioning, or sign language interpreter services are available if you ask at least five days before the hearing. Contact the clerk's office or go to www.courts.ca.gov/forms.htm for *Request for Accommodations by Persons With Disabilities and Response* (Form MC-410). (Civ. Code, § 54.8.)

(Clerk will fill out this part.)

—Clerk's Certificate—

Clerk's Certificate I certify that this *Order on Request to Continue Hearing* is a true and correct copy of the original on file in the court.
 [seal]

Date: _____ Clerk, by _____, Deputy

This is a Court Order.

What is a civil harassment restraining order?

It is a court order that prohibits you from doing certain things and going to certain places.

What does the order do?

The court can order you to:

- Not contact the person who asked for the order
- Stay away from that person and the person's home and workplace
- Not have any guns as long as the order is in effect

Who can ask for a civil harassment restraining order?

A person who is worried about safety because he or she has been or is being:

- Stalked
- Harassed
- Assaulted, including sexually, *or*
- Threatened with violence

I've been served with a request for civil harassment restraining orders. What do I do now?

Read the papers served on you very carefully. The *Notice of Court Hearing* tells you when to appear in court. There may also be a *Temporary Restraining Order* forbidding you from doing certain things. You must obey the order until the hearing.

What if I don't obey the order?

The police can arrest you. You can go to jail and pay a fine.

What if I don't agree with what the order says?

You still must obey the order until the hearing. If you disagree with the orders the person is asking for, fill out Form CH-120, *Response to Request for Civil Harassment Restraining Orders*, before your hearing date and file it with the court. If you need to include attachments, you can use Form MC-025. You can get the forms from legal publishers or on the Internet at www.courts.ca.gov. You also may be able to find them at your local courthouse or county law library.

Do I have to serve the other person with a copy of my response?

Yes. Have someone age 18 or older—**not you**—mail a copy of completed Form CH-120 to the person who asked for the order (or that person's lawyer). (This is called "service by mail.")

The person who serves the form by mail must fill out Form CH-250, *Proof of Service of Response by Mail*. Have the person who did the mailing sign the original. Take the completed form back to the court clerk or bring it with you to the hearing.

Should I go to the court hearing?

Yes. You should go to court on the date listed on Form CH-109, *Notice of Court Hearing*. If you do not go to the hearing, the judge can make orders against you without hearing from you.

CH-109 Notice of Court Hearing

Clerk stamps date here when form is filed.

1 Person Seeking Protection

a. Your Full Name: _____

Your Lawyer (if you have one for this case):

Name: _____ State Bar No.: _____

Firm Name: _____

b. Your Address (If you have a lawyer, give your lawyer's information. If you do not have a lawyer and want to keep your home address private, you may give a different mailing address instead. You do not have to give telephone, fax, or e-mail.):

Address: _____

City: _____ State: _____ Zip: _____

Telephone: _____ Fax: _____

E-Mail Address: _____

Fill in court name and street address:

Superior Court of California, County of _____

Court file in case number when form is filed.

Case Number: _____

2 Person From Whom Protection Is Sought

Full Name: _____

The court will complete the rest of this form.

3 Notice of Hearing

A court hearing is scheduled on the request for restraining orders against the person in (2):

Name and address of court if different from above: _____

Hearing Date: _____ Time: _____

Dept.: _____ Room: _____

4 Temporary Restraining Orders (Any orders granted are on Form CH-110, served with this notice.)

a. Temporary Restraining Orders for personal conduct and stay-away orders as requested in Form CH-100, Request for Civil Harassment Restraining Orders, are (check only one box below):

(1) All GRANTED until the court hearing.

(2) All DENIED until the court hearing. (Specify reasons for denial in b, below.)

(3) Partly GRANTED and partly DENIED until the court hearing. (Specify reasons for denial in b, below.)

Judicial Council of California, www.courts.ca.gov
Revised July 1, 2014, Mandatory Form
Code of Civil Procedure, § 527.6
Approved by CCLP

**Notice of Court Hearing
(Civil Harassment Prevention)**

CH-109, Page 1 of 3



How long does the order last?

If the court issued a temporary restraining order before the hearing, it will last until your hearing date. At that time, the court will decide to continue or cancel the order. Any order issued at the hearing can last for up to five years.

Do I need a lawyer?

Having a lawyer is always a good idea, but it is not required, and you are not entitled to a free court-appointed attorney. Ask the court clerk about free and low-cost legal services and self-help centers in your county.

Will I see the person who asked for the order at the court hearing?

Yes. Assume that the person who is asking for the order will attend the hearing. Do not talk to him or her unless the judge or that person's attorney says that you can.

Can I bring a witness to the court hearing?

Yes. You can bring witnesses or documents that support your case to the hearing. But if possible, you should also bring the witnesses' written statements of what they saw or heard. Their statements must be made under penalty of perjury. You can use Form MC-030 for this.

For help in your area, contact:

[Local information may be inserted.]

What if I don't speak English?


When you file your papers, ask the clerk if a court interpreter is available. You may have to pay a fee for the interpreter. If an interpreter is not available for your court date, bring someone to interpret for you. You should ask someone age 18 or older to interpret for you.

What if I have a gun?

If a restraining order is issued, you cannot own, possess, or have a gun, other firearm, or ammunition while the order is in effect. If you have a gun or other firearm in your immediate possession or control, you must sell it to or store it with a licensed gun dealer, or turn it in to a law enforcement agency.

Can I agree with the protected person to cancel the order?

No. Once the order is issued, only the judge can change or cancel it. You or the protected person would have to file a request with the court to cancel the order.

What if I am deaf or hard of hearing?

Assistive listening systems, computer-assisted real-time captioning, or sign language interpreter services are available if you ask at least five court days before the hearing. Contact the clerk's office or go to www.courts.ca.gov/forms for *Request for Accommodations by Persons with Disabilities and Response* (Form MC-410). (Civ. Code, § 54.8.)

Clerk stamps date here when form is filed.

Fill in court name and street address:

Superior Court of California, County of

Court fills in case number when form is filed.

Case Number:

Use this form to respond to the Request (form CH-100)

- Read *How Can I Respond to a Request for Civil Harassment Restraining Orders?* (form CH-120-INFO) to protect your rights.
- Fill out this form and take it to the court clerk.
- Have someone age 18 or older—**not you**—serve the person in ① or his or her lawyer by mail with a copy of this form and any attached pages. (Use form CH-250, Proof of Service of Response by Mail.)

① Person Seeking Protection

Full name of person seeking protection (see form CH-100, item ①):

② Person From Whom Protection Is Sought

a. Your Name: _____
 Your Lawyer (if you have one for this case)
 Name: _____ State Bar No.: _____
 Firm Name: _____

b. Your Address (If you have a lawyer, give your lawyer's information. If you do not have a lawyer and want to keep your home address private, you may give a different mailing address instead. You do not have to give telephone, fax, or e-mail.)

Address: _____
 City: _____ State: _____ Zip: _____
 Telephone: _____ Fax: _____
 E-mail Address: _____

③ Personal Conduct Orders

- a. I agree to the orders requested.
- b. I do not agree to the orders requested. (Specify why you disagree in item ⑪ on page 3.)
- c. I agree to the following orders (Specify below or in item ⑪ on page 3.)

④ Stay-Away Orders

- a. I agree to the orders requested.
- b. I do not agree to the orders requested. (Specify why you disagree in item ⑪ on page 3.)
- c. I agree to the following orders (specify below or in item ⑪ on page 3):

⑤ Additional Protected Persons

- a. I agree that the persons listed in item ③ of form CH-100 may be protected by the order requested.
- b. I do not agree that the persons listed in item ③ of form CH-100 may be protected by the order requested.

Present your response and any opposition at the hearing. Write your hearing date, time, and place from form CH-109 item ③ here:

Hearing Date → Date: _____ Time: _____
 Dept.: _____ Room: _____

If you were served with a Temporary Restraining Order, you must obey it until the hearing. At the hearing, the court may make orders against you that last for up to five years.



6 Guns or Other Firearms and Ammunition

If you were served with form CH-110, *Temporary Restraining Order*, you cannot own or possess any guns, other firearms, or ammunition. (See item 7 of form CH-110.) You must sell to or store with a licensed gun dealer, or turn in to a law enforcement agency, any guns or other firearms in your immediate possession or control within 24 hours of being served with form CH-110. You must file a receipt with the court. You may use form CH-800, *Proof of Firearms Turned In, Sold or Stored*, for the receipt.

- a. I do not own or control any guns or firearms.
- b. I ask for an exemption from the firearms prohibition under Code of Civil Procedure section 527.9(f) because carrying a firearm is a condition of my employment, and my employer is unable to reassign me to another position where a firearm is unnecessary. (Explain):
 - Check here if there is not enough space below for your answer. Put your complete answer on an attached sheet of paper and write "Attachment 6b—Firearms Surrender Exemption" as a title. You may use form MC-025, Attachment.

- c. I have turned in my guns and firearms to the police or sold them to or stored them with a licensed gun dealer. A copy of the receipt is attached. has already been filed with the court.

7 Possession and Protection of Animals

- a. I agree to the orders requested.
- b. I do not agree to the orders requested. (Specify why you disagree in item 11 on page 3.)
- c. I agree to the following orders (specify below or in item 11 on page 3):

8 Other Orders

- a. I agree to the orders requested.
- b. I do not agree to the orders requested. (Specify why you disagree in item 11 on page 3.)
- c. I agree to the following orders (specify below or in item 11 on page 3):

9 Denial

I did not do anything described in item 7 of form CH-100. (Skip to 11.)



10 **Justification or Excuse**

If I did some or all of the things that the person in **1** has accused me of, my actions were justified or excused for the following reasons (*explain*):

Check here if there is not enough space below for your answer. Put your complete answer on an attached sheet of paper and write "Attachment 10—Justification or Excuse" as a title. You may use form MC-025, Attachment.

11 **Reasons I Do Not Agree to the Orders Requested**

Explain your answers to each order requested that you do not agree with.

Check here if there is not enough space below for your answer. Put your complete answer on an attached sheet of paper and write "Attachment 11—Reasons I Disagree" as a title. You may use form MC-025, Attachment.



12 **No Fee for Filing**

- a. I request that I not be required to pay the filing fee because the person in **1** claims in form CH-100 item **13** to be entitled to free filing.
- b. I request that I not be required to pay the filing fee because I am eligible for a fee waiver. (*Form FW-001, Request to Waive Court Fees, must be filed separately.*)

13 **Lawyer's Fees and Costs**

- a. I ask the court to order payment of my Lawyer's fees Court costs.

The amounts requested are:

<u>Item</u>	<u>Amount</u>	<u>Item</u>	<u>Amount</u>
_____	\$ _____	_____	\$ _____
_____	\$ _____	_____	\$ _____
_____	\$ _____	_____	\$ _____

- Check here if there are more items. Put the items and amounts on the attached sheet of paper and write "Attachment 13—Lawyer's Fees and Costs" for a title. You may use or form MC-025, Attachment.
- b. I ask the court to deny the request of the person asking for protection that I pay his or her lawyer's fees and costs.

14 Number of pages attached to this form, if any: _____

Date: _____

Lawyer's name (if any)

▶ _____
Lawyer's signature

I declare under penalty of perjury under the laws of the State of California that the information above and on all attachments is true and correct.

Date: _____

Type or print your name

▶ _____
Sign your name

Clerk stamps date here when form is filed.

Person in ① must complete items ①, ②, and ③ only.

① Protected Person

a. Your Full Name: _____

Your Lawyer (if you have one for this case)

Name: _____ State Bar No.: _____

Firm Name: _____

b. Your Address (If you have a lawyer, give your lawyer's information. If you do not have a lawyer and want to keep your home address private, you may give a different mailing address instead. You do not have to give telephone, fax, or e-mail.)

Address: _____

City: _____ State: _____ Zip: _____

Telephone: _____ Fax: _____

E-Mail Address: _____

Fill in court name and street address:

Superior Court of California, County of

Court fills in case number when form is filed.

Case Number:

② Restrained Person

Full Name: _____

Description:

Sex: M F Height: _____ Weight: _____ Date of Birth: _____

Hair Color: _____ Eye Color: _____ Age: _____ Race: _____

Home Address (if known): _____

City: _____ State: _____ Zip: _____

Relationship to Protected Person: _____

③ Additional Protected Persons

In addition to the person named in ①, the following family or household members of that person are protected by the orders indicated below:

Full Name	Sex	Age	Lives with you?	How are they related to you?
_____	_____	_____	<input type="checkbox"/> Yes <input type="checkbox"/> No	_____
_____	_____	_____	<input type="checkbox"/> Yes <input type="checkbox"/> No	_____
_____	_____	_____	<input type="checkbox"/> Yes <input type="checkbox"/> No	_____
_____	_____	_____	<input type="checkbox"/> Yes <input type="checkbox"/> No	_____

Check here if there are additional persons. List them on an attached sheet of paper and write "Attachment 3—Additional Protected Persons" as a title. You may use form MC-025, Attachment.

④ Expiration Date

This Order, except for any award of lawyer's fees, expires at

Time: _____ a.m. p.m. midnight on (date): _____

If no expiration date is written here, this Order expires three years from the date of issuance.

This is a Court Order.



5 Hearing

- a. There was a hearing on *(date)*: _____ at *(time)*: _____ in Dept.: _____ Room: _____
(Name of judicial officer): _____ made the orders at the hearing.
- b. These people were at the hearing:
- (1) The person in ①. (3) The lawyer for the person in ① *(name)*: _____
 (2) The person in ②. (4) The lawyer for the person in ② *(name)*: _____
 Additional persons present are listed at the end of this Order on Attachment 5.
- c. The hearing is continued. The parties must return to court on *(date)*: _____ at *(time)*: _____.

To the Person in ②:

The court has granted the orders checked below. If you do not obey these orders, you can be arrested and charged with a crime. You may be sent to jail for up to one year, pay a fine of up to \$1,000, or both.

6 Personal Conduct Orders

- a. You must **not** do the following things to the person named in ①
- and to the other protected persons listed in ③:
- (1) Harass, intimidate, molest, attack, strike, stalk, threaten, assault (sexually or otherwise), hit, abuse, destroy personal property of, or disturb the peace of the person.
 (2) Contact the person, either directly or indirectly, in **any** way, including, but not limited to, in person, by telephone, in writing, by public or private mail, by interoffice mail, by e-mail, by text message, by fax, or by other electronic means.
 (3) Take any action to obtain the person's address or location. If this item (3) is not checked, the court has found good cause not to make this order.
 (4) Other *(specify)*: _____
 Other personal conduct orders are attached at the end of this Order on Attachment 6a(4).
- b. Peaceful written contact through a lawyer or process server or other person for service of legal papers related to a court case is allowed and does not violate this Order.

7 Stay-Away Orders

- a. You **must** stay at least _____ yards away from *(check all that apply)*:
- (1) The person in ①. (7) The place of child care of the children of the person in ①.
 (2) Each person in ③.
 (3) The home of the person in ①. (8) The vehicle of the person in ①.
 (4) The job or workplace of the person in ①. (9) Other *(specify)*: _____
 (5) The school of the person in ①. _____
 (6) The school of the children of the person in ①. _____
- b. This stay-away order does not prevent you from going to or from your home or place of employment.

This is a Court Order.



8 No Guns or Other Firearms and Ammunition

- a. **You cannot own, possess, have, buy or try to buy, receive or try to receive, or in any other way get guns, other firearms, or ammunition.**
- b. If you have not already done so, you must:
 - Within 24 hours of being served with this Order, sell to or store with a licensed gun dealer, or turn in to a law enforcement agency, any guns or other firearms in your immediate possession or control.
 - File a receipt with the court within 48 hours of receiving this Order that proves that your guns or firearms have been turned in, sold, or stored. *(You may use form CH-800, Proof of Firearms Turned In, Sold, or Stored, for the receipt.)*
- c. The court has received information that you own or possess a firearm.
- d. The court has made the necessary findings and applies the firearm relinquishment exemption under Code of Civil Procedure section 527.9(f). Under California law, the person in (2) is not required to relinquish this firearm *(specify make, model, and serial number of firearm(s))*: _____

The firearm must be in his or her physical possession only during scheduled work hours and during travel to and from his or her place of employment. Even if exempt under California law, the person in (2) may be subject to federal prosecution for possessing or controlling a firearm.

9 Lawyer's Fees and Costs

The person in ___ must pay to the person in ___ the following amounts for

- lawyer's fees costs:

<u>Item</u>	<u>Amount</u>	<u>Item</u>	<u>Amount</u>
_____	\$ _____	_____	\$ _____
_____	\$ _____	_____	\$ _____

- Additional items and amounts are attached at the end of this Order on Attachment 9.

10 Possession and Protection of Animals

- a. The person in (1) is given the sole possession, care, and control of the animals listed below, which are owned, possessed, leased, kept, or held by him or her, or reside in his or her household.
(Identify animals by, e.g., type, breed, name, color, sex.)

- b. The person in (2) must stay at least _____ yards away from, and not take, sell, transfer, encumber, conceal, molest, attack, strike, threaten, harm, or otherwise dispose of, the animals listed above.

11 Other Orders (specify):

- Additional orders are attached at the end of this Order on Attachment 11.

This is a Court Order.



To the Person in ①:**12 Mandatory Entry of Order Into CARPOS Through CLETS**

This Order must be entered into the California Restraining and Protective Order System (CARPOS) through the California Law Enforcement Telecommunications System (CLETS). (*Check one*):

- a. The clerk will enter this Order and its proof-of-service form into CARPOS.
- b. The clerk will transmit this Order and its proof-of-service form to a law enforcement agency to be entered into CARPOS.
- c. By the close of business on the date that this Order is made, the person in ① or his or her lawyer should deliver a copy of the Order and its proof-of-service form to the law enforcement agency listed below to enter into CARPOS:

Name of Law Enforcement Agency

Address (City, State, Zip)

- Additional law enforcement agencies are listed at the end of this Order on Attachment 12.

13 Service of Order on Restrained Person

- a. The person in ② personally attended the hearing. No other proof of service is needed.
- b. The person in ② did not attend the hearing.
 - (1) Proof of service of form CH-110, *Temporary Restraining Order*, was presented to the court. The judge's orders in this form are the same as in form CH-110 except for the expiration date. The person in ② must be served with this Order. Service may be by mail.
 - (2) The judge's orders in this form are different from the temporary restraining orders in form CH-110. Someone—but not anyone in ① or ③—must personally serve a copy of this Order on the person in ②.

14 No Fee to Serve (Notify) Restrained Person

The sheriff or marshal will serve this Order without charge because:

- a. The Order is based on unlawful violence, a credible threat of violence, or stalking.
- b. The person in ① is entitled to a fee waiver.

15 Number of pages attached to this Order, if any: _____

Date: _____

Judicial Officer

This is a Court Order.



Warning and Notice to the Restrained Person in 2:**You Cannot Have Guns or Firearms**

Unless item 8d is checked, you cannot own, have, possess, buy or try to buy, receive or try to receive, or otherwise get guns, other firearms, or ammunition while this Order is in effect. If you do, you can go to jail and pay a \$1,000 fine. You must sell to or store with a licensed gun dealer, or turn in to a law enforcement agency, any guns or other firearms that you have or control as stated in item 8 above. The court will require you to prove that you did so.

Instructions for Law Enforcement**Enforcing the Restraining Order**

This Order is enforceable by any law enforcement agency that has received the Order, is shown a copy of the Order, or has verified its existence on the California Restraining and Protective Order System (CARPOS). If the law enforcement agency has not received proof of service on the restrained person, and the restrained person was not present at the court hearing, the agency must advise the restrained person of the terms of the Order and then must enforce it. Violations of this Order are subject to criminal penalties.

Start Date and End Date of Orders

This Order *starts* on the date next to the judge's signature on page 4 and *ends* on the expiration date in item 4 on page 1.

Arrest Required If Order Is Violated

If an officer has probable cause to believe that the restrained person had notice of the order and has disobeyed it, the officer must arrest the restrained person. (Pen. Code, §§ 836(c)(1), 13701(b).) A violation of the order may be a violation of Penal Code section 166 or 273.6. Agencies are encouraged to enter violation messages into CARPOS.

Notice/Proof of Service

The law enforcement agency must first determine if the restrained person had notice of the order. Consider the restrained person "served" (given notice) if (Pen. Code, § 836(c)(2)):

- The officer sees a copy of the *Proof of Service* or confirms that the *Proof of Service* is on file; *or*
- The restrained person was at the restraining order hearing or was informed of the order by an officer.

An officer can obtain information about the contents of the order and proof of service in CARPOS. If proof of service on the restrained person cannot be verified and the restrained person was not present at the court hearing, the agency must advise the restrained person of the terms of the order and then enforce it.

If the Protected Person Contacts the Restrained Person

Even if the protected person invites or consents to contact with the restrained person, this Order remains in effect and must be enforced. The protected person cannot be arrested for inviting or consenting to contact with the restrained person. The orders can be changed only by another court order. (Pen. Code, § 13710(b).)

This is a Court Order.

Conflicting Orders—Priorities of Enforcement

If more than one restraining order has been issued, the orders must be enforced according to the following priorities: *(See Pen. Code, § 136.2; Fam. Code, §§ 6383(h)(2), 6405(b).)*

1. *EPO*: If one of the orders is an *Emergency Protective Order* (form EPO-001) and is more restrictive than other restraining or protective orders, it has precedence in enforcement over all other orders.
2. *No-Contact Order*: If there is no EPO, a no-contact order that is included in a restraining or protective order has precedence over any other restraining or protective order.
3. *Criminal Order*: If none of the orders includes a no contact order, a domestic violence protective order issued in a criminal case takes precedence in enforcement over any conflicting civil court order. Any nonconflicting terms of the civil restraining order remain in effect and enforceable.
4. *Family, Juvenile, or Civil Order*: If more than one family, juvenile, or other civil restraining or protective order has been issued, the one that was issued last must be enforced.

Clerk's Certificate
[seal]

(Clerk will fill out this part.)
—Clerk's Certificate—

I certify that this *Civil Harassment Restraining Order After Hearing* is a true and correct copy of the original on file in the court.

Date: _____ Clerk, by _____, Deputy

This is a Court Order.

What is “Service”?

Service is the act of giving your legal papers to the other party. There are many kinds of service—in person, by mail, and others. This form is about personal or “in-person” service. The *Request for Civil Harassment Restraining Orders* (Form CH-100), the *Notice of Court Hearing* (Form CH-109), and the *Temporary Restraining Order* (Form CH-110) must be served “in person.” That means that someone must personally “serve” (give) a copy of the forms to the person to be restrained. These forms cannot be served by mail.

Service lets the other person know:

- What orders you are asking for
- The hearing date
- How to respond

Why do I have to get the orders served?

- The police cannot arrest anyone for violating an order unless that person knows about the order.
- The judge cannot make the orders permanent unless the restrained person was served.

Who can serve?

Ask someone you know, a process server, or a law enforcement agency to personally serve (give) a copy of the forms to the person to be restrained. You **cannot** send the forms to that person by mail.


The server must:

- Be 18 years of age or older
- Not be you or anyone whom you are asking to be protected by the orders

The sheriff or marshal may be authorized to serve the court’s orders **for free** if the orders are based on claims of stalking, unlawful violence, or a credible threat of violence, or if you are entitled to a fee waiver.

A “registered process server” is a business you pay to deliver court forms. Look for “Process Serving” in the Yellow Pages or on the Internet.

(If a law enforcement agency or the process server uses a different proof-of-service form, make sure it lists the forms served.)



Don't serve it by mail!

How to serve

Ask the server to:

- Walk up to the person to be served.
- Make sure it is the right person. Ask the person’s name.
- Give the person copies of all papers checked on Form CH-200, *Proof of Personal Service*.
- Fill out and sign the *Proof of Personal Service* form.
- Give the signed *Proof of Personal Service* to you.

What if the person won’t take the papers or tears them up?

- If the person won’t take the papers, just leave them near him or her.
- It doesn’t matter if the person tears them up. Service is still complete.

When do the orders have to be served?

It depends. To know the exact date, you have to look at two things on Form CH-109, *Notice of Court Hearing*:

First, look at the hearing date on page 1 of Form CH-109.

Next, look at the number of days in item (5) on page 2 of Form CH-109.

③ **Notice of Hearing**

Hearing Date → Date: _____
Dept.: _____

⑤ **Service of Documents By the Person in ①**

At least five _____ days before the hearing.

Look at a calendar. Subtract the number of days in (5) from the hearing date. That is the final date to have the orders served. It is always OK to serve earlier than that date.

If nothing is checked or written in (5), you must serve the orders at least five days before the hearing.

Who signs the *Proof of Personal Service*?

Only the person who serves the forms can sign Form CH-200, *Proof of Personal Service*. You do not sign it; the restrained person does not need to sign it.

What do I do with the completed *Proof of Personal Service*?

If someone other than the sheriff serves the papers, you should:

- Make several copies.
- File the original with the court before your hearing.
- Ask the clerk to enter it into the California Law Enforcement Telecommunications System (CLETS), a special computer system that lets police all over the state find out about the orders protecting you.
- If the clerk tells you that the court cannot enter it into the computer, take a copy of the *Temporary Restraining Order* (Form CH-110) and *Proof of Personal Service* (Form CH-200) to your local police. They will put the information into the state computer system. That way, police all over the state will know that your restraining order has been served.
- Bring a copy of the completed *Proof of Personal Service* to your hearing.
- Always keep an extra copy of the restraining orders with you for your safety.

If the sheriff serves the papers, he or she will send the proof of service to the court and CLETS for you.

What happens if I can't get the orders served before the hearing date?

Before your hearing, fill out and file Form CH-115, *Request to Continue Court Hearing and to Reissue Temporary Restraining Order*. This form asks the court for a new hearing date and makes your orders last until then. Ask the clerk for the form. After the court has reissued the orders, attach a copy of Form CH-116, *Notice of New Hearing Date and Order on Reissuance*, to a copy of your original orders. Ask the clerk to enter Form CH-116 into CLETS, or the clerk may ask you or your attorney to deliver a copy to the police. That way, the police will know your orders are still in effect.

Clerk stamps date here when form is filed.

Fill in court name and street address:

Superior Court of California, County of

Court fills in case number when form is filed.

Case Number:

1 Person Seeking Protection

Name: _____

2 Person From Whom Protection Is Sought

Name: _____

3 Notice to Server

The server must:

- Be 18 years of age or older.
- Not be listed in items ① or ③ of Form CH-100.
- Give a copy of all documents checked in ④ to the person in ②. (You cannot send them by mail.) Then complete and sign this form and give or mail it to the person in ①.



PROOF OF PERSONAL SERVICE

4 I gave the person in ② a copy of the forms checked below:

- a. CH-109, *Notice of Court Hearing*
- b. CH-110, *Temporary Restraining Order*
- c. CH-100, *Request for Civil Harassment Restraining Orders*
- d. CH-120, *Response to Request for Civil Harassment Restraining Orders* (blank form)
- e. CH-120-INFO, *How Can I Respond to a Request for Civil Harassment Restraining Orders?*
- f. CH-130, *Civil Harassment Restraining Order After Hearing*
- g. CH-800, *Proof of Firearms Turned In, Sold, or Stored* (blank form)
- h. Other (*specify*): _____

5 I personally gave copies of the documents checked above to the person in ②:

- a. On (*date*): _____ b. At (*time*): _____ a.m. p.m.
- c. At this address: _____
 City: _____ State: _____ Zip: _____

6 Server's Information

Name: _____
 Address: _____
 City: _____ State: _____ Zip: _____
 Telephone: _____

(If you are a registered process server):

County of registration: _____ Registration number: _____

I declare under penalty of perjury under the laws of the State of California that the information above is true and correct.

Date: _____

Type or print server's name

Server to sign here

Clerk stamps date here when form is filed.

1 Person Seeking Protection

Name: _____

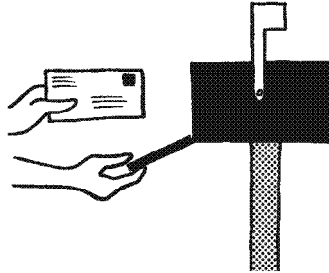
2 Person From Whom Protection Is Sought

Your Name: _____

3 Notice to Server

The server must:

- Be 18 years of age or older.
- Live or be employed in the county where the mailing took place.
- Not be listed in items ① or ③ of Form CH-100.
- Mail a copy of all documents checked in ④ to the person in ①.
- Complete and sign this form and give it to the person in ②.



Fill in court name and street address:

Superior Court of California, County of

Fill in case number:

Case Number:

PROOF OF SERVICE BY MAIL

4 I am 18 years of age or older and not a party to this proceeding. I live or am employed in the county where the mailing took place. I mailed the person in ① a copy of all documents checked below:

a. Form CH-120, *Response to Request for Civil Harassment Restraining Orders*

b. Other (*specify*): _____

5 I placed copies of the documents checked above in a sealed envelope and mailed them as described below:

a. Mailed to (*name*): _____

b. To this address: _____

City: _____ State: _____ Zip: _____

c. On (*date*): _____ Mailed from: City: _____ State: _____

6 Server's Information

Name: _____

Address: _____

City: _____ State: _____ Zip: _____

Telephone: _____

(*If you are a registered process server*):

County of registration: _____ Registration number: _____

I declare under penalty of perjury under the laws of the State of California that the information above is true and correct.

Date: _____

Type or print server's name

▶ _____
Server to sign here

Clerk stamps date here when form is filed.

Fill in court name and street address:

Superior Court of California, County of

Court fills in case number when form is filed.

Case Number:

1 Protected Person

Name: _____

2 Restrained Person

a. Your Name _____

Your Lawyer (if you have one for this case):

Name: _____ State Bar No.: _____

Firm Name: _____

b. Your Address (If you have a lawyer, give your lawyer's information. If you do not have a lawyer and want to keep your home address private, you may give a different mailing address instead. You do not have to give telephone, fax, or e-mail.):

Address: _____

City: _____ State: _____ Zip: _____

Telephone: _____ Fax: _____

E-Mail Address: _____

3 To the Restrained Person:

If the court has ordered you to turn in, sell, or store your firearms, you may use this form to prove to the court that you have obeyed its orders. When you deliver your unloaded weapons, ask the law enforcement officer or the licensed gun dealer to complete item 4 or 5 and item 6. After the form is signed, file it with the court clerk. Keep a copy for yourself. For help, read Form CH-800-INFO, *How Do I Turn in, Sell, or Store My Firearms?*

4 To Law Enforcement

Fill out items 4 and 6 of this form. Keep a copy and give the original to the person who turned in the firearms.

The firearms listed in 6 were turned in on:

Date: _____ at: _____ a.m. p.m.To: _____
*Name and title of law enforcement agent*_____
*Name of law enforcement agency*_____
Address

I declare under penalty of perjury under the laws of the State of California that the information above is true and correct.

▶ _____
Signature of law enforcement agent

5 To Licensed Gun Dealer

Fill out items 5 and 6 of this form. Keep a copy and give the original to the person who sold you the firearms or stored them with you.

The firearms listed in 6 were

 sold to me transferred to me for storage on:Date: _____ at: _____ a.m. p.m.To: _____
*Name of licensed gun dealer*_____
*License number Telephone*_____
Address

I declare under penalty of perjury under the laws of the State of California that the information above is true and correct.

▶ _____
Signature of gun dealer



6 Firearms

	<u>Make</u>	<u>Model</u>	<u>Serial Number</u>
a.	_____	_____	_____
b.	_____	_____	_____
c.	_____	_____	_____
d.	_____	_____	_____
e.	_____	_____	_____

Check here if you turned in, sold, or stored more firearms. Attach a sheet of paper and write "CH-800, Item 6—Firearms Turned In, Sold, or Stored" for a title. Include make, model, and serial number of each firearm. You may use Form MC-025, Attachment.


7 Do you have, own, possess, or control any other firearms besides the firearms listed in **6**? Yes No
If you answered yes, have you turned in, sold, or stored those other firearms? Yes No
If yes, check one of the boxes below:

- a. I filed a *Proof of Firearms Turned In, Sold, or Stored* for those firearms with the court on (date):
- b. I am filing the proof for those firearms along with this proof.
- c. I have not yet filed the proof for the other firearms. (*Explain why not*):
 Check here if there is not enough space below for your answer. Put your complete answer on the attached sheet of paper or Form MC-025 and write "Attachment 7c" for a title.

I declare under penalty of perjury under the laws of the State of California that the information above is true and correct.

Date:

Type or print your name

 _____
Sign your name

1 What is a firearm?

A firearm is a:

- Handgun
- Rifle
- Shotgun
- Assault weapon

**2 If you own or have a firearm you must:**

- Turn it in to local law enforcement
- Sell it to a licensed firearms dealer, or
- Store it with a licensed firearms dealer

3 How do I sell or store my firearm?

Find a California licensed firearms dealer in your area.

Look under “Firearms Dealers” in your local Yellow Pages or on the Internet. Make sure the dealer is licensed.

4 How do I take my firearm to law enforcement?

Call your local law enforcement agency to ask about their procedures. Take a copy of the restraining order with you. Go directly to the law enforcement agency. Do not go anywhere else with firearms in your vehicle!

5 If I turn my firearm in to law enforcement, how long will they keep it?

Ask the law enforcement agency.

6 After I give my firearm to law enforcement, can I change my mind?

Yes. You are allowed to make one sale through a licensed gun dealer. To do this, a licensed gun dealer must present a bill of sale to your local law enforcement agency. The law enforcement agency will give the licensed gun dealer the firearm you are selling.

7 Do I have to pay the law enforcement agency to keep my firearm?

You may have to pay the agency for keeping your firearm. Contact your local law enforcement agency and ask if a fee is charged. The agency will tell you how much you need to pay.

8 Questions?

Call your local law enforcement agency:

(Insert local information here.)

